

# Boost Your Chess 1

## The Fundamentals

By

**Artur Yusupov**



This is a pdf excerpt from Boost your Chess 1 by Artur Yusupov, published by Quality Chess.

# CONTENTS

	Key to symbols used	4
	Preface	5
	Introduction	6
1	The windmill	8
2	Pawn weaknesses	16
3	Back rank combinations	26
4	Exploiting weaknesses	34
5	The 7th rank	46
6	Fortresses	56
7	The pawn wedge	66
8	Opening traps	76
9	The use of traps	86
10	Stalemate combinations	96
11	The semi-open file	106
12	Mate with bishop and knight	118
13	Combinations involving files	128
14	Outposts	140
15	Combinations involving diagonals	152
16	Elementary endgames	160
17	Combinations with knights	170
18	The principles behind mobilization	180
19	Perpetual check	190
20	Mate in two moves	200
21	Combinations with the major pieces	208
22	Coordination of the pieces	218
23	Combinations with knights 2	228
24	Zugzwang	238
	Final test	246
Appendices		
	Index of composers	256
	Index of games	257
	Recommended books	265

## Contents

- ✓ The windmill
- ✓ Coordination of the pieces
- ✓ Mating attack

## The windmill

The windmill is one of the most beautiful combinations in chess. Kotov provided the definition of a windmill as ‘a forcing series of attacks with discovered check.’

The following famous game made this type of combination so well-known.

Diagram 1-1



Diagram 1-1

**C.Torre – Em.Lasker**

Moscow 1925

The white bishop is pinned and attacked. However, White’s surprising reply turns the tables.

**1.♙f6!!**

White sacrifices his strongest piece in order to set up a windmill.

**1...♚xh5 2.♖xg7†**

Now the white bishop and rook display unbelievable coordination.

**2...♙h8 3.♖xf7†**

White sets the windmill in motion. The rook first eliminates almost all of the black pieces on the seventh rank. The only way for Black to meet the discovered checks is with king moves.

It would be bad to play **3...♖g5† ♙h7 4.♖xh5?** (White could still go back with **4.♖g7†** and continue as in the game) **4...♙g6 5.♖b5 ♙c6** and Black wins a piece.

**3...♙g8 4.♖g7† ♙h8 5.♖xb7†**

It is important that the white bishop is not under attack. Otherwise it could not participate in the windmill without being in danger.

**5...♙g8 6.♖g7† ♙h8 7.♖g5†**

With another discovered check White wins back his queen. White could also have first taken the pawn on a7, but he did not want to unnecessarily open the a-file for the opposing rook.

**7...♙h7 8.♖xh5 ♙g6**

This double attack wins the piece back, but White will have a good three pawns more!

**9.♖h3 ♙xf6 10.♖xh6†**

**1-0**

The attacking side exploited the power of a rook-bishop battery. It is very important to learn how to coordinate these different pieces. They complement each other very well. We have already seen some similar examples of this in Chapters 2 and 7 of *Build Up Your Chess 1*.

The windmill and other similar attacking set-ups are very dangerous and often lead not 'only' to a gain of material, but also directly to mate.

Diagram 1-2

Variation from the game

V.Smyslov – M.Euwe

Zürich Candidates 1953

1. ♙xe5!

A deflecting sacrifice. Another good move is 1. ♖c5+.

1... ♜xe5 2. ♗xe5! ♖xe5 3. ♙xc6† ♕b8 4. ♝b7† ♕a8

A typical windmill, which even leads to mate in this case.

5. ♝b5#

Diagram 1-3

N.N. – W.Steinitz

London 1869

Here is another example which confirms how strong the rook-bishop battery is.

1... ♗h4!!

A spectacular move. The threat is 2... ♜xg2† and then ... ♗f2†, as well as the simple 2... ♝2xf3.

2. ♘h4 ♙xe3!

The threat is 3... ♝f1#. White is left with no satisfactory defence.

3. ♘g6†

Other moves are no better:

a) 3. h3 ♝f1† 4. ♕h2 ♙g1† 5. ♕h1 ♘g3#.

b) 3. g3 ♝e2† 4. ♕h1 ♝xe1† 5. ♕g2 ♝g1† 6. ♕h3 ♘f2#.

c) 3. ♘f3 ♝2xf3†+.

3... ♜xg6 4. g3 ♝e2† 5. ♕h1 ♝xe1†

Black has a forced mate.

Diagram 1-2





Diagram 1-3



6.♔g2 ♖g1† 7.♕h3 ♜f2† 8.♕h4 ♖f4†! 9.gxf4  
 Or 9.♔g5 ♖g4#.  
 9...♖g4#

Diagram 1-4




Diagram 1-5




Diagram 1-4

O.Duras – R.Spielmann

Bad Pistyan 1912

1.♕d4!

White begins a forcing attack.

1...♜xf3† 2.♖xf3 e5 3.h6! ♖c7

If 3...♖c7, then 4.♖f4!+-.

4.♖e2

4.♖xd5! would be simpler: 4...exd4 5.♖xd4†+-.

4...♖xg5 5.♖xe5

White sets up his battery. There is a strong alternative in 5.♕xe5†! ♔g8 6.♕f4+-.

5...♖d6

Diagram 1-5

The only chance. Black pins the white rook.

6.♖g3!!

White prepares an elegant way to unpin. But not the immediate 6.♕h1?? on account of 6...♖xh6†+-.

6...♖xh6†

6...♖xg3 7.♖xe8#


7.♖h3! ♖d6 8.♕h1!+-

Black cannot avoid losing a piece.


In the test which follows, you should try to set up a windmill! Calculate only the necessary variations. Always end your variations with an evaluation. It is important to concentrate on the first few moves and also to take into account the various possible replies by your opponent.

# Exercises


► Ex. 1-1 ◀ ★ △




► Ex. 1-4 ◀ ★ ★ △




► Ex. 1-2 ◀ ★ ★ △




► Ex. 1-5 ◀ ★ ▼



► Ex. 1-3 ◀ ★ ★ △




► Ex. 1-6 ◀ ★ ★ △




# Exercises


► Ex. 1-7 ◀ ★★ ▼



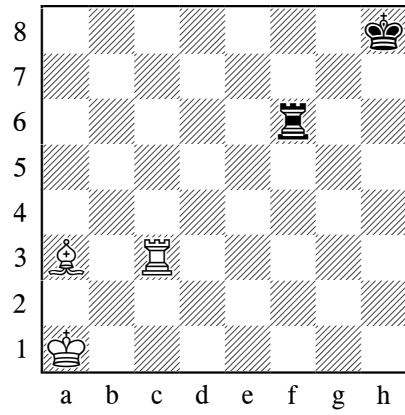
► Ex. 1-10 ◀ ★★ ▼




► Ex. 1-8 ◀ ★★★ ▲




► Ex. 1-11 ◀ ★★ ▲



► Ex. 1-9 ◀ ★★ ▲



► Ex. 1-12 ◀ ★★ ▲



# Solutions

## Ex. 1-1

### Kreichik – Laitgeb

Vienna 1951

1. ♖xg5!!+-

(1 point)

1...hxg5

If 1...♖xg2†, then 2.♖xg2 ♕xg2 3.♖xg6† ♕h7 4.♖xg2#.

2.♖xg6† ♕h7 3.♖xe6† ♕g8 4.♖g6† ♕h7

5.♖xd6† ♕g8 6.♖g6† ♕h7 7.♖xc6† ♕g8

8.♖g6† ♕h7 9.♖xb6† ♕g8 10.♖g6† ♕h7

11.♖a6† ♕g8 12.♖xa2

1-0

## Ex. 1-2

### L.Schmid – Muth

1950

1. ♖xf6+!!

(1 point)

1. ♕h6! also wins easily.

1...gxf6 2. ♕h6† ♕g8 3. ♖g7† ♕f8 4. ♖xc7† ♕g8 5. ♖g7† ♕f8

Don't be impatient! The windmill can keep on working!

6. ♖xb7† ♕g8 7. ♖g7† ♕f8 8. ♖xa7† ♕g8

9. ♕f7+!!

(another 1 point)

This is the only winning move.

9...♖xf7 10. ♖xa8† ♖e8 11. ♖xe8† ♕f7

12. ♖xh8

1-0

## Ex. 1-3

### A.Beni – Schwarzbach

Austria 1969

1. ♖h3!!

(1 point)

After deflecting the black queen, White can open up the diagonals for both his bishops.

1. ♖h5!!+- does this equally well.

On the other hand 1. ♖f4? would be wrong.

After a queen sacrifice, you must calculate your variations very carefully! Black plays 1...♖xf4 2. ♖xg7† ♕h8 3. ♖xf7† ♕e5 (or even 3...♖e5) and wins.

1...♖xh3 2. ♖xg7† ♕h8 3. ♖xf7† ♕g8

4. ♖g7† ♕h8 5. ♖g8#

(another 1 point for this variation)

## Ex. 1-4

### G.Antunac – R.Hübner

Dresden 1969

1. ♖c7!!

(1 point)

1...♖xh5 2. ♖e7† ♕f8 3. ♖xb7† ♕e8 4. ♖e7† ♕f8 5. ♖xh7†

But not 5. ♖xa7†? ♕e8 6. ♖e7† ♕f8 7. ♖xh7†? because of 7...♖xa3+-.

5...♕e8 6. ♖xh5+-

(another 1 point for the whole variation)

## Ex. 1-5

### F.Dos Santos – M.Ginzburg

San Rafael 1992

1...♖e2!

(1 point)

2. ♖xb6 ♖xg2† 3. ♕h1 ♖xc2† 4. ♕g1 ♖g2†

5. ♕h1 ♖xb2† 6. ♕g1 ♖g2† 7. ♕h1 ♖xa2†

8. ♕g1 axb6

0-1

## Ex. 1-6

### B.Verlinsky – I.Rabinovich

USSR Ch, Leningrad 1925

1. ♖xc7†!

(1 point)

1...♖xc7 2. ♖xc7† ♕b8 3. ♖c1†

There is the equally good 3. ♖c3†+-.

3...♕a7

3...♖d6 is followed by 4. ♕xd6† ♕a7 5. ♖a1†

♕a6 6. ♖xa6† ♕b7 (or 6...♕xa6 7. ♕f4†+-)

7. ♖b6†! ♕a7 8. ♕c5+-.



# Solutions

4.♞a1† ♘a6 5.♞axa6† ♘b7 6.♞eb6† ♘c8  
7.♞a8† ♘d7 8.♞xd8† ♘xd8 9.♞d6†  
1-0

(another 1 point for this variation)

**Ex. 1-7**

**Afanasjev – Koshelev**

USSR 1968

1...♞xh5!!

(1 point)

1...♘f5? would be bad: 2.♞xf5 ♞xf5 3.♞xf5  
exf5 4.e6†+.

2.♘h5 ♞xg2† 3.♘h1 ♞gxf2†

Of course not 3...♞gg8† 4.♘h2 ♞xf2? due  
to 5.♞xf2 and Black will have to give perpetual  
check: 5...♞g2† 6.♘h1 ♞g5†=.

4.♘g1 ♞g2† 5.♘h1 ♞xc2†

(another 1 point)

6.♘g1 ♞g2†

There is an even faster win: 6...♞g8†! 7.♘f1  
♞g2† 8.♘g1 ♞c6† 9.♘f1 ♞b5† 10.♞c4 ♞xc4†  
11.♞d3 ♞xd3#.

7.♘h1 ♞xb2† 8.♘g1 ♞g2†

Here too there is a win after 8...♞g8†!

9.♘h1 ♞d2† 10.♘g1 ♞xd1† 11.♘h2 ♞d2†

12.♘g1

12.♘g3 is met by 12...♞g2† 13.♘h4 ♘f5#.

12...♞g2† 13.♘h1 ♞c2†

Or 13...♞f1†!

14.♘g1 ♞xc7

0-1

**Ex. 1-8**

**M.Taimanov – N.N.**

Simultaneous 1964

1.♞xg7†!

(1 point)

1.♞xe5 (1 consolation point) is not so  
precise, as after 1...♞xf1†! 2.♘xf1 ♞xe5 Black  
has a rook, bishop and pawn for the queen  
and can still defend his position.

1...♘h8

1...♘g7 2.♞xe5†+–

2.♞xe5!

(another 1 point)

2...♞xc2 3.♞f8†!

But not 3.♞xg6†?? ♞xe5+.

3...♞xf8 4.♞xg6†

1-0

(1 point)

**Ex. 1-9**

Based on the game

**B.Malich – Litkiewicz**

East Germany 1967

1.♞xf7!

(1 point)

1.♞g4 (1 consolation point) is not so strong:  
1...♘f3† 2.♞xf3 ♞g5 3.♞xc8 ♞xc8±.

1...♞xe2

1...♘h3† 2.gxh3 ♞g6† is followed by  
3.♞g4 ♞xg4† 4.hxg4 ♞xf7 5.♞xc8+–.

2.♞xg7† ♘h8 3.♞xe7†!

(1 point)

After 3.♞g8† ♘h7 White has to repeat  
moves by 4.♞g7† ♘h8.

3.♞xg5†?? would be bad, on account of  
3...♞f6+–.

3...♞xe5 4.dxe5 ♞c2 5.♞b3 ♞cxf2 6.♞c1  
♞xb2 7.♞c6+–

**Ex. 1-10**

**I.Boleslavsky – A.Ufimtsev**

Omsk 1944

1...♞xg2†!

(1 point)

1...♞xa5?! 2.♞xa5 ♘d2 would not be so  
good, in view of 3.♞xg4 ♘xf1 4.♞xe6† fxe6  
5.♘xf1±.

2.♘xg2 ♘d2! +–

(another 1 point)

Also possible is 2...♘c3!+–; but 2...♞xg2†?  
3.♘xg2 ♘g5† is refuted by 4.f3!±.

3.♞d5

3.♞xb6 is met by 3...♞xg2† 4.♘h1 ♞xh2†  
5.♘g1 ♞h1#.

# Solutions

3.f3 also leads to a quick loss: 3...♖xe3†  
4.♔h1 ♖h6–+.  
4...♙xd5 5.cxd5 ♖xb2–+

## Ex. 1-11

The end of a study by

**L.Topko**

1966

1.♙b2!

(1 point)

Preparing the battery for discovered checks.

1...♖f8

The echo variation is 1...♖h6 2.♖g3† ♔h7  
3.♖g7† ♔h8 4.♔b1+–.

1...♖f7 runs into 2.♖h3† ♔g8 3.♖h8#;  
likewise, 1...♖g6 allows 2.♖c8† ♔h7 3.♖h8#.

2.♖c7† ♔g8 3.♖g7† ♔h8 4.♔a2+–

(1 point)

Black is in zugzwang and loses after any move he makes.

## Ex. 1-12

**V.Faibisovich – K.Lerner**

USSR Ch semifinal, Alma Ata 1971

Here it is all about achieving equality.

1.♙xf6!

(1 point)

1...♖xh5 2.♖xg7† ♔h8 3.♖f7†!

(1 point)

½–½

White delivers perpetual check, naturally avoiding 3.♖g5†? ♖xf6–+.

## Scoring

Maximum number of points is 23

20 points and above.....> **Excellent**

16 points and above.....> **Good**

12 points.....> **Pass mark**

*If you scored less than 12 points, we recommend that you read the chapter again and repeat the exercises which you got wrong.*